

2025 Ag Literacy Week Resources – Table of Contents

ELA.....2-6

 Grade 2.....3-4

 Grades K-1.....5-6

Math.....7-9

 Grade 2.....8


 Grades K-1.....9

Science.....10-11

Writing.....12-14

 Grades 1-2.....13

 Grades K-1.....14




The Soil In Jackie's Garden

English/Language Arts Activity Guide:







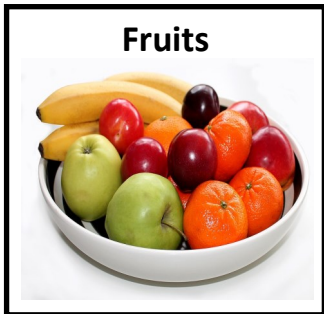
Time: (20-30) Minutes

<p>Activity:</p> <p>This reading activity challenges students to recall key ideas and details after reading <i>The Soil In Jackie's Garden</i>. Students will recall the sequence of how plants grow and the critters below the soil that help create healthy compost.</p> <p>Kindergarten and first grade students will cut out the picture and glue them in the blank spaces to complete the sequence in the correct order they were talked about in the story. (Activity Worksheet K-1)</p> <p>Second grade will cut out the picture and sequence them in the correct order they were talked about in the story. (Activity Worksheet Grade-2)</p>	<p>PA Academic Standards: English/Language Arts:</p> <p>CC.1.1.K.C CC.1.3.K-2.E CC.1.3.2.F CC.1.3.K.K</p>
<p>Skills:</p> <ul style="list-style-type: none">• Recognize types of text• Sequencing <p>Materials Needed:</p> <ul style="list-style-type: none">• "The Soil In Jackie's Garden" Book• K-1 ELA Activity Worksheet• Grade 2 ELA Activity Worksheet	<p>Extension Resources:</p> <p>Compost Stew by Mary McKenna Siddals</p> <p>Leaf Litter Critters by Leslie Bulion</p> <p>Critter Cards- Activity 5 in Educator's Guide</p>

Name: _____



Directions: Cut out the pictures below. Then glue the pictures in the correct order that they were talked about in the book.



Name: _____



Directions: Cut out the pictures below. Then glue the pictures in the correct order that they were talked about in the book.

1

2

3

4

5

6

7

8

9

10

11

12

13

14

Name: _____



Directions: Cut out the pictures below. Then glue the pictures in the correct order that they were talked about in the book.

Critters



Flowers



Soil



Compost



Snack



Leaves




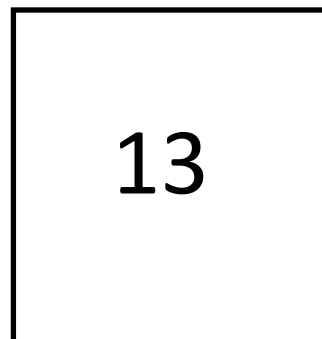

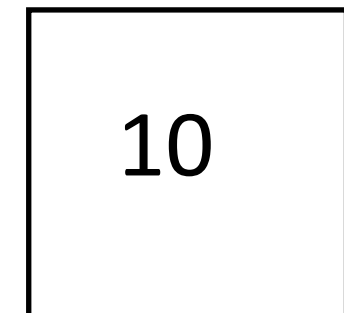
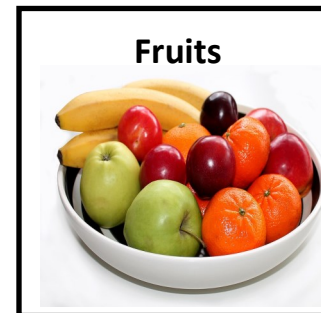

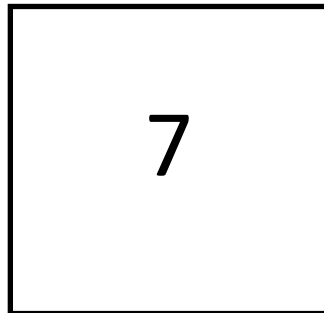



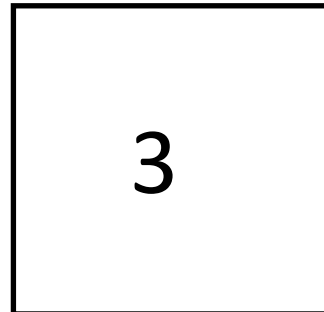
Water



Name: _____




Directions: Cut out the pictures below. Then glue the pictures in the correct order that they were talked about in the book.



The Soil In Jackie's Garden

Math Activity Guide:



Time: (15-30) Minutes

<p>Activity:</p> <p>Students in grades K-1 will sort fruits and vegetables that can be put into a compost bin. Students will practice their skills in counting objects, and addition.</p> <p>Students in grades 1-2 will solve single digit addition problems to color the items in the compost bin.</p>	<p>PA Academic Standards:</p> <p>Math</p> <p>CC.2.1.K.A.1 CC.2.1.K.A.2 CC.2.1.1.B.1 CC.2.2.1.A.1 CC.2.4.K.A.4</p> <p>CC.2.2.2.A.1</p>
<p>Skills:</p> <ul style="list-style-type: none">• Counting number of objects• Sorting objects• Number identification-addition of single digit numbers. <p>Materials Needed:</p> <ul style="list-style-type: none">• The Soil In Jackie's Garden Book• K-1 Math activity worksheet• Grades 1-2 Math activity worksheet• Crayons	<p>Supplemental Materials:</p> <p>These are the Worms- Activity 2 in Educator's Guide</p>

Name: _____

What's in My Compost Bin?

Solve the math problem in each section. Color each section the color that matches the answer in the key to complete the compost bin.

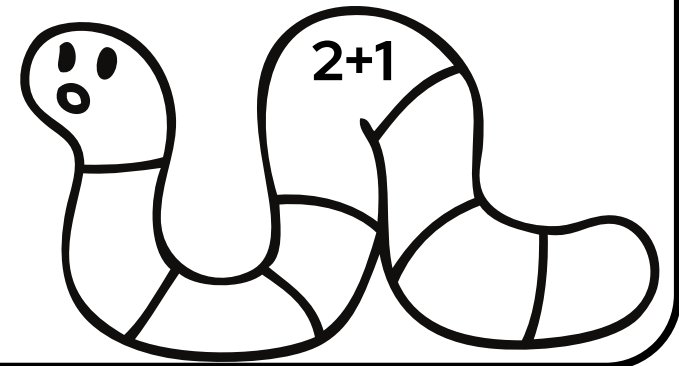
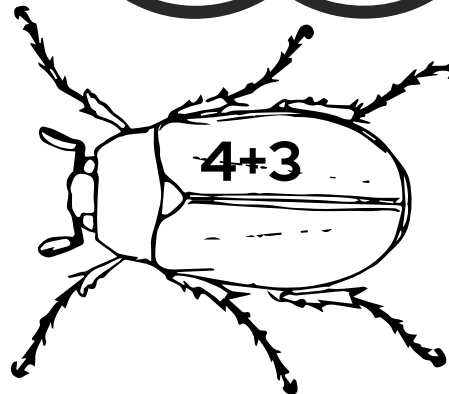

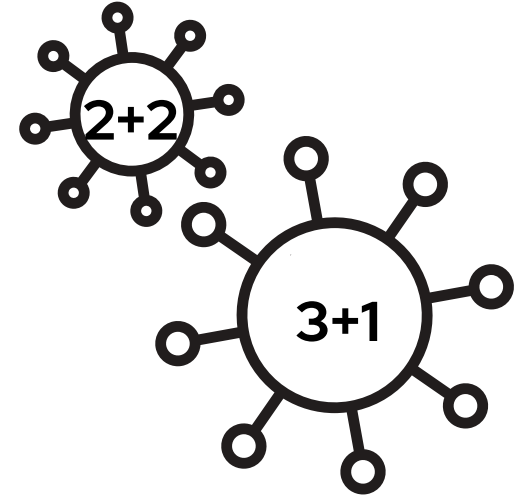
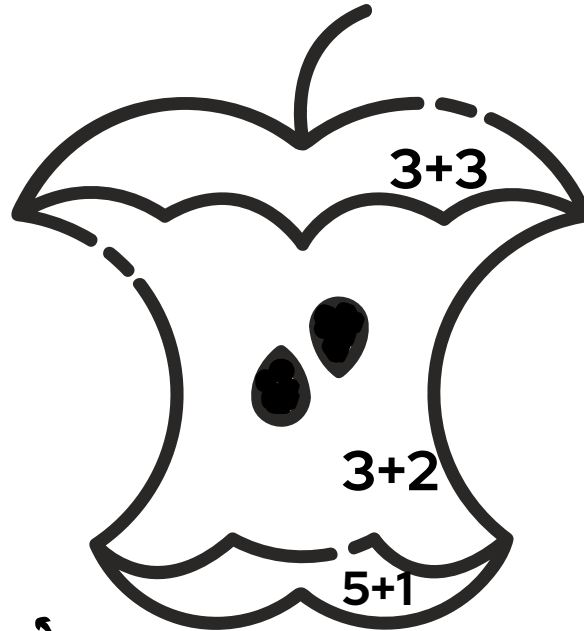
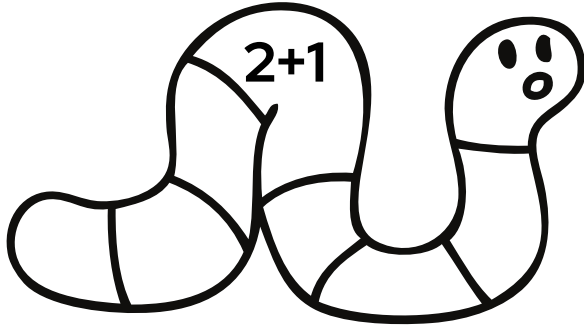
6

4


7

5

3



Name _____




Sort and write the name of the fruits and vegetables into the correct box below. Then count how many of each fruit or vegetable are in the compost bin.

Fruits	
Name	Total
_____	_____
_____	_____
_____	_____

Word Bank
Apple
Cabbage
Watermelon
Banana
Corn
Pepper

Vegetables	
Name	Total
_____	_____
_____	_____
_____	_____



The Soil In Jackie's Garden

Science Activity Guide:

Time: (30) Minutes

<p>Activity:</p> <p>After reading <i>The Soil In Jackie's Garden</i>, follow the a activity worksheet to create your classroom vermicompost bin.</p>	<p>PA Academic Standards:</p> <p>Science: ELS3.4.K-2.A ESS3.A TE3.5.K-2.C ESS3.C</p> <p>Environment and Ecology: 4.1.1.A 4.4.1.A</p>
<p>Skills:</p> <ul style="list-style-type: none">• Identify and describe the necessities for plant growth.• Identify needs of living things.• Understand the benefit of composting.• Understand decomposition <p>Materials Needed:</p> <ul style="list-style-type: none">• <i>The Soil In Jackie's Garden</i> book• Science Activity Worksheet	<p>Supplemental Materials:</p> <p>SciShow Kids "Worms Are Wonderful" https://www.youtube.com/watch?v=I-zc_1vjLnI</p> <p>SciShow Kids "Make the Most of Compost" https://www.youtube.com/watch?v=Q5s4n9r-JGU</p> <p>How Does Your Garden Grow (K-2) https://aqclassroom.org/matrix/lesson/364/</p> <p>This is the Compost- Activity 6 in Educator's Guide</p>



Learn about ag's best kept secret! Visit the National Ag in the Classroom website to access their free curriculum matrix as well as a host of additional educational resources.

<https://agclassroom.org/>


Build Your Own Classroom Vermicompost Bin-

Access this free Vermicomposting lesson plan to create your own classroom vermicomposting bin and worm investigations. Be sure to look through the entire lesson plan to find a host of recommended companion resources!

<https://agclassroom.org/matrix/lesson/511/>



The Soil In Jackie's Garden




Writing Activity Guide:

Time: (20-30) Minutes

<p>Activity:</p> <p>After reading <i>The Soil In Jackie's Garden</i> ask students to recall how plants grow what role they have in creating healthy compost. Make a list as students recall.</p> <ul style="list-style-type: none">• K-1: Prompt students to draw a picture of three items from the list and write the name of the item under their picture.• Grade 1-2: Prompt the students to draw a picture of three items from the list and then write why they are important to healthy composting.	<p>PA Academic Standards:</p> <p>English Language Development:</p> <p>CC.1.1.1.B CC.1.4.M CC1.4.R CC.1.4.K-2T</p>
<p>Skills:</p> <ul style="list-style-type: none">• Sentence writing• Conventions of Language <p>Materials Needed:</p> <ul style="list-style-type: none">• Writing Activity Worksheet• Pencil• Crayons or colored pencils	<p>Additional Resources:</p> <p>My American Farm- The Buzz http://www.myamericanfarm.org/games/the-buzz</p>

Name: _____




Directions: Think about everything in the book that contributes to how things grow and can be used to create healthy compost. Choose three items to draw a picture. Label each picture, then write why it is important to composting.







Name _____



Directions: Think about everything in the book that contributes to how plants grow and what role they have in creating healthy compost. Choose three items and draw a picture in each of the boxes. Then write the name of the item below your picture.

A large, empty rounded rectangular box with a black border, intended for drawing a picture related to the book's theme.A large, empty rounded rectangular box with a black border, intended for drawing a picture related to the book's theme.A large, empty rounded rectangular box with a black border, intended for drawing a picture related to the book's theme.